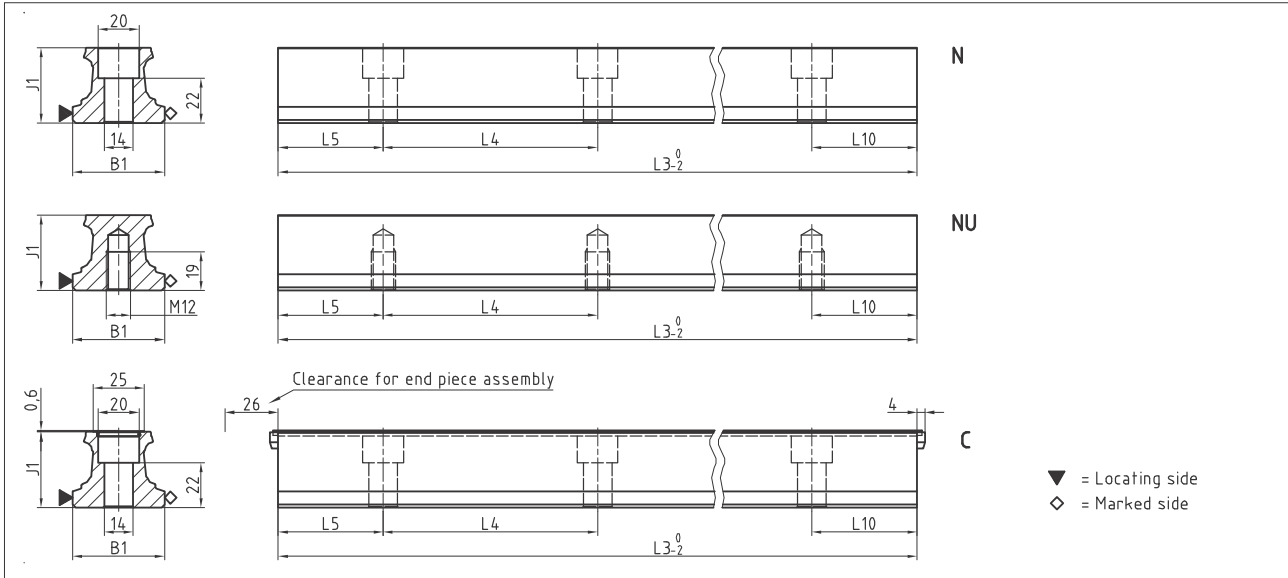
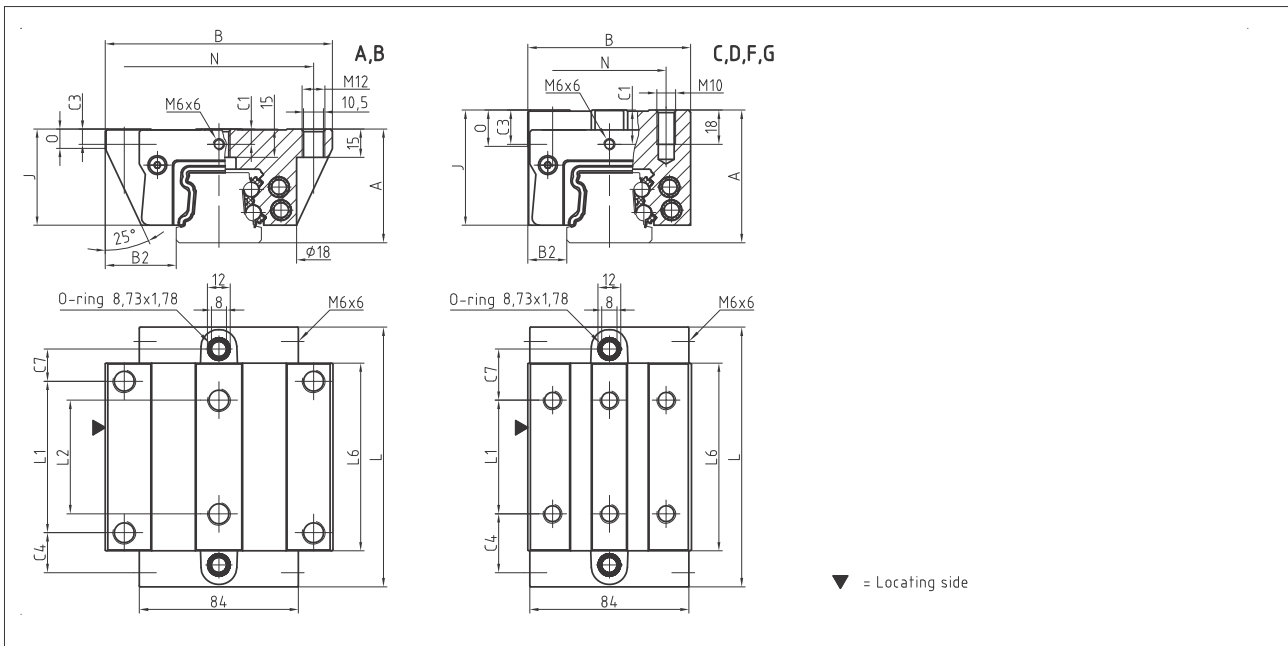


4.2 Technical data and options BM Size 45

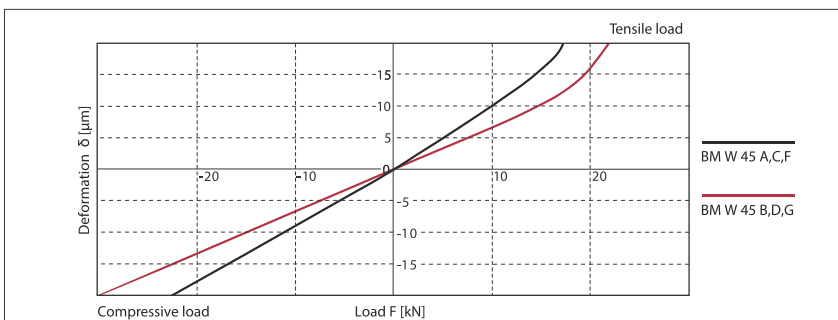
BM S 45 Drawings



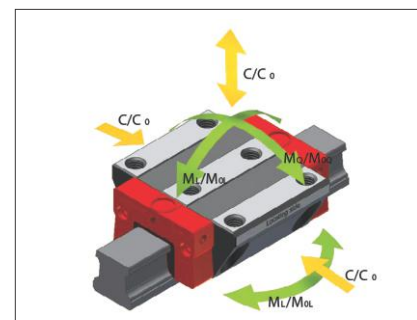
BM W 45 Drawings



BM W 45 Rigidity diagram



BM W 45 Load rating



4.2 Technical data and options BM Size 45

BM S 45 Dimensions



مشخصات	BM S 45-N	BM S 45-NU	BM S 45-C
B1: Rail width	45	45	45
J1: Rail height	37	37	37
L3: Rail length max.	6000	6000	6000
L4: Spacing of fixing holes	105	105	105
L5/L10: Position of first/last fixing hole	51	51	51
Gew.: Rail weight, specific (kg/m)	8.8	9.3	8.6
قیمت	دلار		
	تومان		

BM W 45 Dimensions and capacities



مشخصات	BM W 45-A	BM W 45-B	BM W 45-C	BM W 45-D	BM W 45-F	BM W 45-G
A: System height	60	60	70	70	60	60
B: Carriage width	120	120	86	86	86	86
B2: Distance between locating faces	37.5	37.5	20.5	20.5	20.5	20.5
C1: Position of center front lube hole	8	8	18	18	8	8
C3: Position of lateral lube hole	8	8	18	18	8	8
C4: Position of lateral lube hole	21.1	36.8	31.1	36.8	31.1	36.8
C7: Position of top lube hole	17.1	32.8	27.1	32.8	27.1	32.8
J: Carriage height	50.8	50.8	60.8	60.8	50.8	50.8
L: Carriage length	137.1	168.6	137.1	168.6	137.1	168.6
L1: Exterior fixing hole spacing	80	80	60	80	60	80
L2: Interior fixing hole spacing	60	60	-	-	-	-
L6: Steel body length	99.1	130.6	99.1	130.6	99.1	130.6
N: Lateral fixing hole spacing	100	100	60	60	60	60
O: Reference face height	10	10	19	19	10	10
Capacities and weights						
C0: Static load capacity (N)	134800	176300	134800	176300	134800	176300
C100: Dynamic load capacity (N)	61900	74700	61900	74700	61900	74700
M0Q: Static cross moment capacity (Nm)	3193	4175	3193	4175	3193	4175
M0L: Static longitud. moment capacity (Nm)	2498	4199	2498	4199	2498	4199
MQ: Dyn. cross moment capacity (Nm)	1466	1769	1466	1769	1466	1769
ML: Dyn. longitud. moment capacity (Nm)	1147	1779	1147	1779	1147	1779
Gew: Carriage weight (kg)	3.3	4.2	3.3	4.3	2.7	3.5
قیمت	دلار					
	تومان					